



Learn More



nest™

Learning Thermostat™
Programs itself.
Saves energy.



Meet Nest. The world's first learning thermostat.

Thermostats control about half of your home's energy. That's more than refrigerators, lighting, TVs, computers, and stereos combined.



A huge amount of that energy—and money—is wasted, mostly heating or cooling empty homes. With regular thermostats, you have to remember to turn the temperature down every time you leave. But we're human. We forget.

Programmable thermostats were supposed to help, but they're too complicated. Their inflexible schedules can't keep up with our changing lives and most people never program them to save energy. The Environmental Protection Agency even took away their Energy Star rating.

The Nest Learning Thermostat makes things simple. It programs itself and helps you save energy.

Learn more about why we made Nest at nest.com.



Nest's chameleon design
blends in with any décor.



Learning to save

Just treat Nest like a regular thermostat—turn it up when you're cold, down when you're hot. Nest learns what temperatures you like in about a week and creates a custom schedule for your home. And as Nest learns, it'll turn on energy saving features.



Schedule

Nest will learn a schedule based on the temperature changes you make. So turn Nest down two nights in a row, and the next night Nest will do it for you. Nest's schedule is always adapting to you.



Auto-Away

When you're not home, Nest will notice and turn itself to an energy-saving temperature. This will help you avoid heating or cooling an empty home.



The Nest Leaf

You'll know you're saving energy when you see the Nest Leaf. The Leaf helps guide you to energy-saving temperatures.



Energy History

Nest tracks your energy use and shows how much you've saved in Energy History. You can also see what affected your savings most: your temperature adjustments, Auto-Away or the weather.

Learn more about how Nest saves energy at nest.com.

Easy to use

We designed Nest to be simple. Just turn the ring to change the temperature.



Ring

Turn it down when you're hot, up when you're cold. Press the ring for the menu.

Display

Turns blue when cooling and orange when heating.

Time to Temperature

Tells you how long it will take to reach your target temperature.

Current temperature

Shows the temperature in your home.

Target temperature

Displays the temperature you want to reach.

The Nest Leaf

Appears when you're saving energy.

Sensors

Nest continually measures temperature, humidity, light and activity.

Always connected

Connect the Nest Learning Thermostat to Wi-Fi to control it from your computer, smartphone or tablet. A Nest Account enables you to change your home's temperature from anywhere.

Sign up for a Nest Account at nest.com and download our mobile app for your smartphone or tablet.

Remote control

Use the Nest Mobile App to change the temperature, see or adjust your schedule and check local weather on your smartphone.

Multiple thermostats

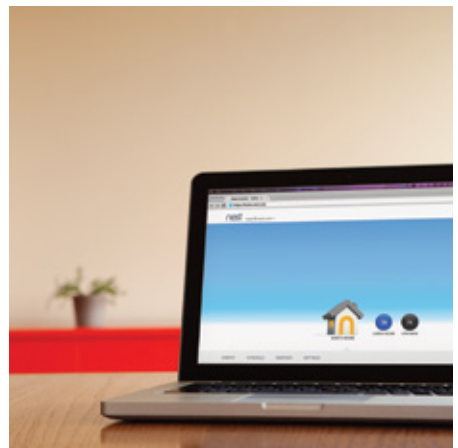

Control multiple thermostats or thermostats in different homes with one Nest Account.

Automatic updates

Nest downloads software updates automatically as long as it's connected to Wi-Fi.

Safe and secure encryption

Nest uses public key cryptography and encryption to keep your private data safe.



At home in most homes

Nest works with most systems and installs in 20 minutes.
Simply replace your old thermostat.

Compatibility

Nest can control:

- One or two stage conventional heat
- One stage cool
- One stage heat pump with auxiliary heat
- Low voltage (24 V) systems only
- No common "C" wire needed for most systems

Wires supported:

Rc, Rh, W1, Y1, G, O/B, AUX/W2, C

Find more online

Go to nest.com to find out if Nest will work with your heating or cooling system.

Installation

Do it yourself

You can install Nest yourself in about 20 minutes. Instructions come in the box and step-by-step installation videos are at nest.com.

Professional installation

Find a certified professional in your area to install Nest at nest.com.

Unique to Nest

- Programs itself
- Auto-Away
- Nest Leaf
- Time to Temperature
- Energy History
- Chameleon design
- Nest Mobile App
- Nest Weave (multiple thermostat coordination)
- Automatic system configuration
- Automatic backlight adjustment
- Built-in bubble level
- Press connectors
- Silent relays
- Wi-Fi software updates

In the box

- Nest Learning Thermostat
- Installation Guide
- Start Here Guide
- Nest screwdriver
- Mounting screws and wall anchors
- Optional mounting kit

Detailed specs

Display

- 24 bit color
- 320 pixel display
- 1.75" diameter

Sensors

- Temperature
- Humidity
- Near-field activity
- Far-field activity
- Ambient light

Wireless

- Wi-Fi-802.11 b/g/n @ 2.4 GHz
- Zigbee @ 2.4 GHz

Power

- Self-recharging design (with built-in rechargeable lithium-ion battery)
- No external power required
- No common "C" wire required

Environmental

- RoHS compliant
- Mercury free
- 100% recyclable packaging

